

Burns and Ferrall Locations

AUCKLAND
12 Reg Savory Place
East Tamaki, Auckland

0800 697 465

WELLINGTON
122-124 Tory Street
Te Aro

HAMILTON
60 Alexandra Street
Central

CHRISTCHURCH
345 St Asaph Street
Christchurch

Product Specification Sheet BFM795R15RH



Designer R15

B&F Designer R15 500/225 Double Bowl

Models

BDM795LH (right hand main bowl)

Corner Radius

15mm

Overall Dimensions W x D

795 x 440mm

Waste

90mm waste - twin overflows

Bowl Dimensions W x D x H

500 x 400 x 210mm

Installation

Under / Weld / Top mount

2nd Bowl Dimensions: W x D x H

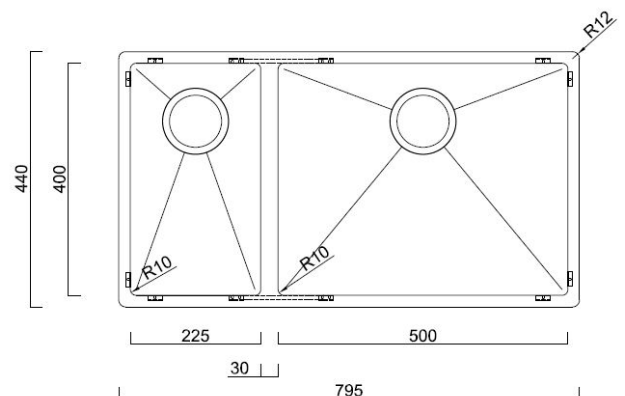
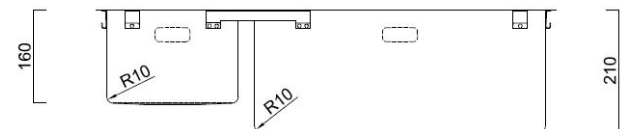
225 x 400 x 160mm

Minimum Cabinet Size

875mm

Material & Finish


1.2mm, 304 stainless steel



Accessories Available (optional)



BFDDT15
DRAINING TRAY
425 X 360mm



BFDRMB
ROLLER MAT
480 X 450mm



BFDCO
COLANDER
430 X 165mm

E&OE – it is recommended all measurements are taken directly from the product. Specification subject to change without notice, always consult the literature supplied with the product. Coloured images are indicative only.